



THE MOST DEPENDABLE SOLAR BRAND

EAGLE 72HM G5b

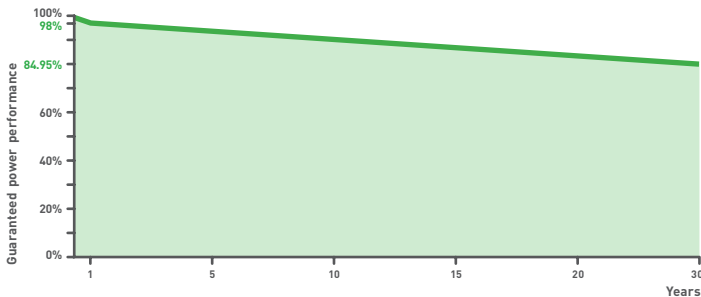
525-545 WATT • HALF CELL BIFACIAL

Positive power tolerance of 0~+3%

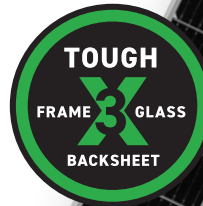
- NYSE-listed since 2010, Bloomberg Tier 1 manufacturer
- Best-selling module globally for last 4 years
- Top performance in the strictest 3rd party labs
- Automated manufacturing utilizing artificial intelligence
- Vertically integrated, tight controls on quality
- Premium solar panel factories in USA and Malaysia

LINEAR PERFORMANCE WARRANTY

30-Year Performance Warranty



- ISO9001:2015 Quality Standards
- ISO14001:2015 Environmental Standards
- IEC61215, IEC61730 certified products
- ISO45001:2018 Occupational Health & Safety Standards
- UL61730 certified products



KEY FEATURES



Multi Busbar Half Cell Technology

High efficiency half cut solar cells deliver high power in a small footprint.



Bifacial Power Gain

Bifacial cell architecture allows backside bonus and more lifetime power yield.



Light-Weight Design

Use of transparent backsheet allows for easy installation and lower BOS cost.



Thick and Tough

Fire Type 1 rated module engineered with a thick frame, 3.2mm front side glass, and thick backsheet for added durability.



Shade Tolerant

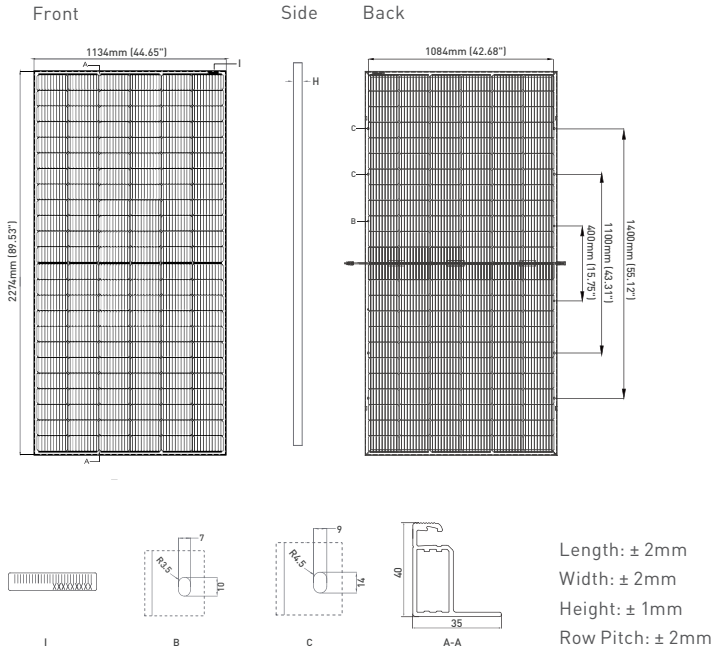
Twin array design allows continued performance even with shading by trees or debris.



Protected Against All Environments

Certified to withstand humidity, heat, rain, marine environments, wind, hailstorms, and packed snow.

ENGINEERING DRAWINGS



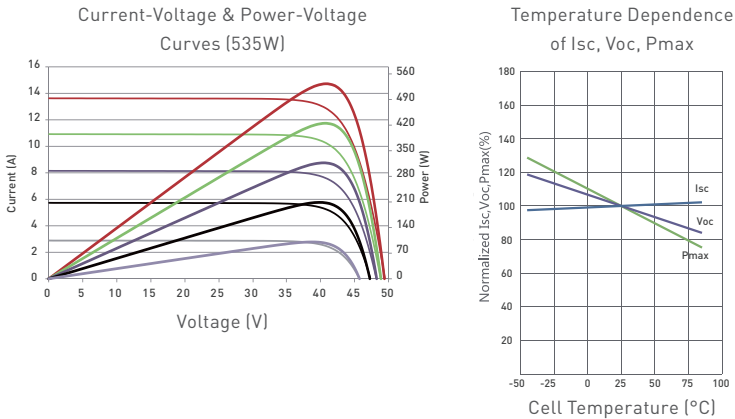
MECHANICAL CHARACTERISTICS

No. of Half Cells	144 (2x72)
Dimensions	2274×1134×40mm (89.53×44.65×1.57in)
Weight	29.4kg (64.82lbs)
Front Glass	3.2mm, Anti-Reflection Coating High Transmission, Low Iron, Tempered Glass
Frame	Anodized Aluminum Alloy
Junction Box	IP68 Rated
Output Cables	12 AWG, 1400mm (55.12in) or Customized Length
Fire Type	Type 1
Pressure Rating	5400Pa (Snow) & 2400Pa (Wind)
Hailstone Test	55mm Hailstones at 34m/s

TEMPERATURE CHARACTERISTICS

Temperature Coefficients of Pmax	-0.35%/°C
Temperature Coefficients of Voc	-0.28%/°C
Temperature Coefficients of Isc	0.048%/°C
Nominal Operating Cell Temperature (NOCT)	45±2°C
Refer. Bifacial Factor	70±5%

ELECTRICAL PERFORMANCE & TEMPERATURE DEPENDENCE



MAXIMUM RATINGS

Operating Temperature (°C)	-40°C~+85°C
Maximum System Voltage	1500VDC (UL and IEC)
Maximum Series Fuse Rating	30A

PACKAGING CONFIGURATION

(Two pallets = One stack)
27pcs/pallets, 54pcs/stack, 540pcs/40 HQ Container

BIFACIAL OUTPUT-REAR SIDE POWER GAIN

	Maximum Power (Pmax)	551Wp	557Wp	562Wp	567Wp	572Wp
5%	Module Efficiency (%)	21.38%	21.58%	21.78%	21.99%	22.19%
15%	Maximum Power (Pmax)	604Wp	610Wp	615Wp	621Wp	623Wp
	Module Efficiency (%)	23.41%	23.64%	23.86%	24.08%	24.30%
25%	Maximum Power (Pmax)	656Wp	663Wp	669Wp	675Wp	681Wp
	Module Efficiency (%)	25.45%	25.69%	25.93%	26.18%	26.42%

ELECTRICAL CHARACTERISTICS

Module Type	JKM525M-72HL4-TV		JKM530M-72HL4-TV		JKM535M-72HL4-TV		JKM540M-72HL4-TV		JKM545M-72HL4-TV	
	STC	NOCT	STC	NOCT	STC	NOCT	STC	NOCT	STC	NOCT
Maximum Power (Pmax)	525Wp	391Wp	530Wp	394Wp	535Wp	398Wp	540Wp	402Wp	545Wp	405Wp
Maximum Power Voltage (Vmp)	40.61V	37.74V	40.71V	37.88V	40.81V	37.98V	40.91V	38.08V	41.07V	38.18V
Maximum Power Current (Imp)	12.93A	10.35A	13.02A	10.41A	13.11A	10.48A	13.20A	10.55A	13.27A	10.62A
Open-circuit Voltage (Voc)	49.27V	46.50V	49.35V	46.58V	49.42V	46.65V	49.49V	46.71V	49.65V	46.86V
Short-circuit Current (Isc)	13.64A	11.02A	13.71A	11.07A	13.79A	11.14A	13.87A	11.20A	13.94A	11.26A
Module Efficiency STC (%)	20.36%		20.55%		20.75%		20.94%		21.13%	

*STC: ☀ Irradiance 1000W/m²
NOCT: ☀ Irradiance 800W/m²

🌡 Cell Temperature 25°C
🌡 Ambient Temperature 20°C

☁ AM = 1.5
☁ AM = 1.5
🌀 Wind Speed 1m/s

*Power measurement tolerance: ±3%

The company reserves the final right for explanation on any of the information presented hereby. JKM525-545M-72HL4-TV-F1-US

BUILDING YOUR TRUST IN SOLAR. JINKOSOLAR.US

Jinko Solar